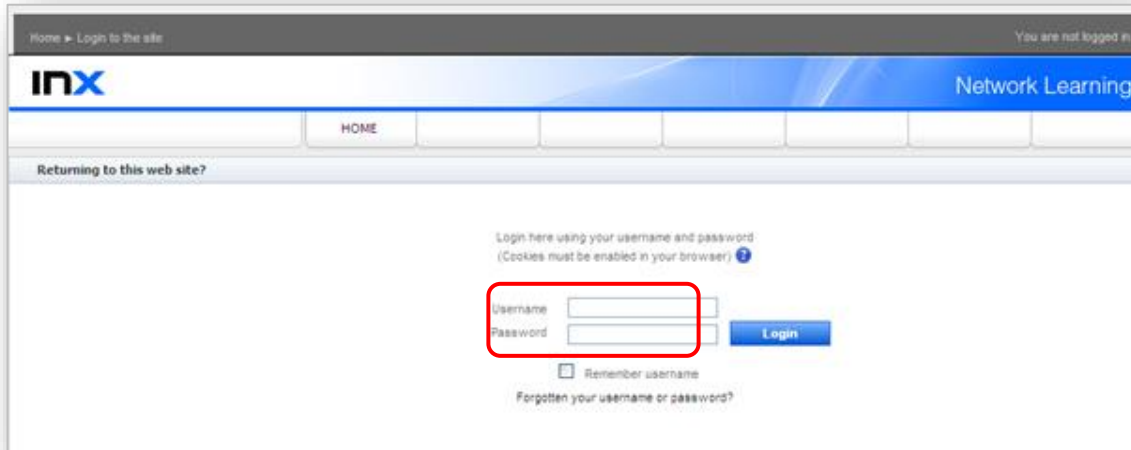




1.0 - Logging into INX – LMS

Go to <https://amm-lms.inxsoftware.com/> and enter your username and password.



Please note, it has been identified that INX-LMS is currently compatible with **Google Chrome**



You will be prompted to change your password and then the home screen will display:



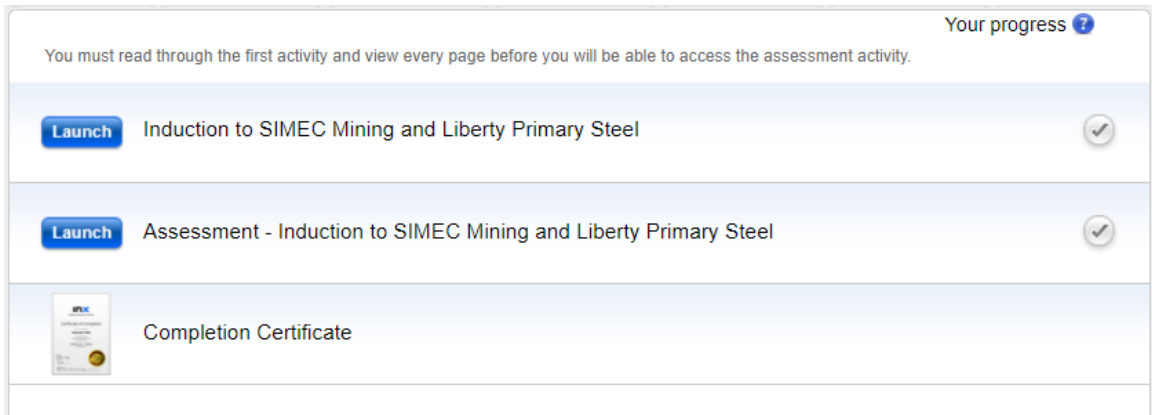
2.0 - Accessing online courses

The courses that are available to you will appear under “My Development Plan”. Click on the title of the course to open.



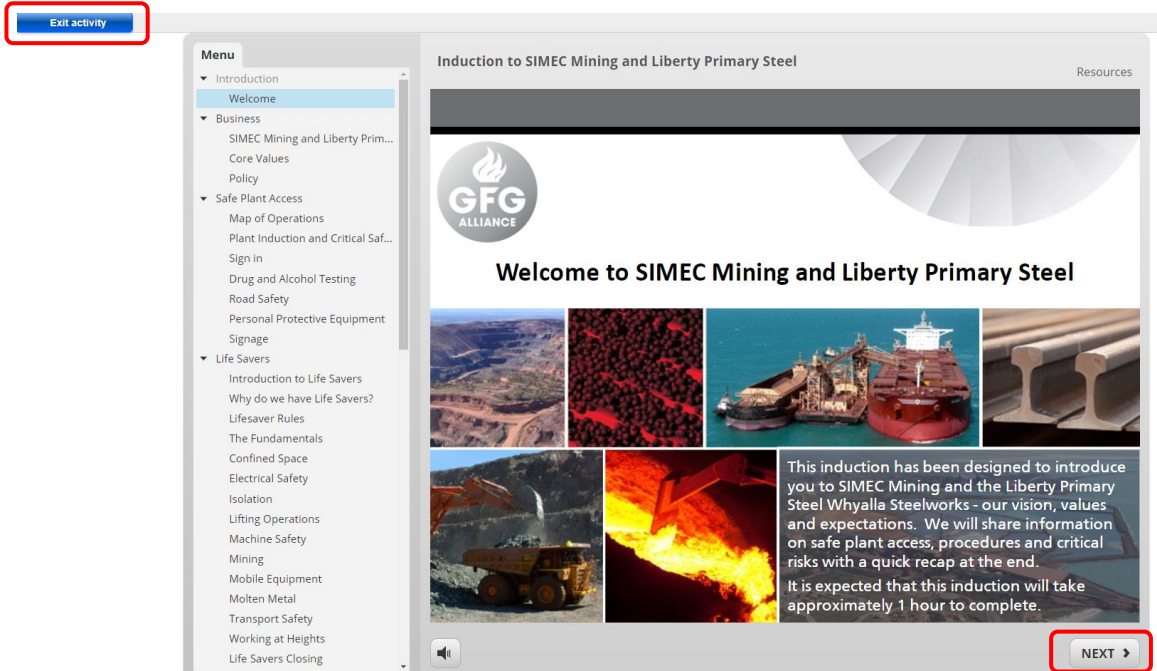
NOTE: If no online training courses are appearing under “My Development Plan” it may mean that you currently have completed the minimum online training requirements linked to your role. If you are unsure, please contact wfd@gfgalliance.com or your Supervisor to verify.

The course page will open to the following display. Click on the Launch button to open the theory component.





The theory component will load in the same window:

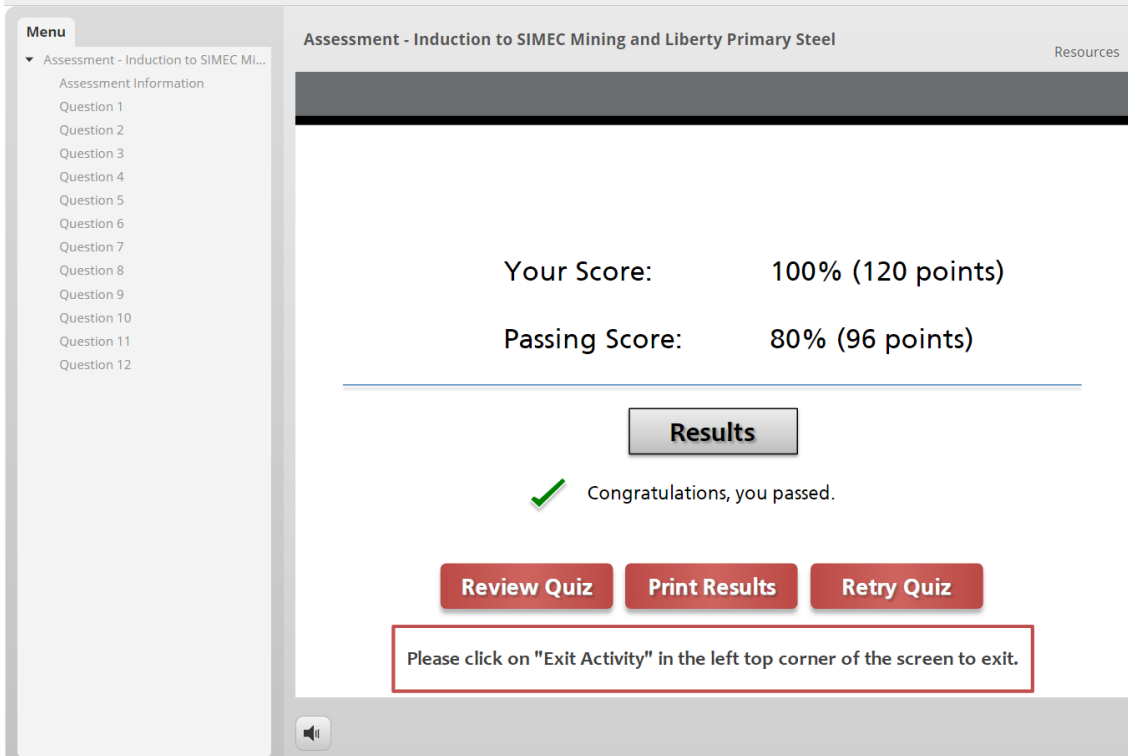


Click the 'NEXT' button to advance through the pages, and when you have read all pages, click the blue 'Exit activity' button on the top left corner to return to the LMS.

You will then have the option to launch the assessment activity.



Once you have completed the assessment, you will see the following page:



If you are unsuccessful, you will be able to review the quiz, print results or retry the quiz as per the buttons above.

If you are successful, you will also be able to review your responses as per the buttons above, but you may simply click the 'Exit Activity' button again to return to the LMS.

Upon successful completion of the course, your completion record will be transferred into the INX - Intuition records system.

The following page will appear. The ticks will be highlighted in green to confirm completion. You will also have the option to print a completion certificate.



HOME

Your progress ?

You must read through the first activity and view every page before you will be able to access the assessment activity.

Launch	Induction to SIMEC Mining and Liberty Primary Steel	✓
Launch	Assessment - Induction to SIMEC Mining and Liberty Primary Steel	✓
	Completion Certificate	

To access any other online courses click on 'All courses'. You will see a list of Course Categories, click on the relevant category or use the search box to find the course you are looking for. If self-enrolment is available, you will see a button click to enrol.

INX Network Learning

HOME

COURSE CATEGORIES

- Electrical Safety
- Environment
- General
- Inductions
- Licences
- New Courses
- Pre-Start
- Procedure Library
- Safety

All courses ...

ADMINISTRATION

- Site administration

COMPLETION STATUS

Completion is not enabled for this course

INTUITION LMS
learning. assessments. inductions.
The INX LMS - Learning Management System is integrated with your INtuition module.

Course Categories

Search courses: **Go**

- Electrical Safety
- Environment
- General
- Inductions



3.0 - Forgotten password

Click on the 'Forgotten your username or password' link

The following page will appear. Your password can be emailed to the email address that you have registered in INX - LMS.

If you have not registered an email address you will need to contact wfd@gfgalliance.com to reset the password.

4.0 – Trouble Shooting

Please note, it has been identified that INX-LMS is currently compatible with **Google Chrome**





Pop-up Windows

Before attempting the online inductions, please enable any pop-ups preventing the learning material from downloading.

5.0 - FAQ's

1. Why is an online training course still appearing in 'My Development Plan' even though I have completed it?

If the online training course only has one component for completion (Theory assessment only) it can take up to 24 hours for it to disappear from 'My Development Plan'. If the online training course has two components for completion (Theory and Practical assessment) the course will not disappear from 'My Development Plan' until the practical assessment is completed and recorded in INX-Intuition.

2. I have completed the theory, why is the assessment not showing to complete?

If you have gone through the theory component of the course and the Assessment has not shown then go back into the theory and check that all headings, and sub-headings, on the left hand side have changed to grey coloured font. If there are headings that are coloured in black font then you will need to select this heading and ensure all areas have been read and clicked on. Once all grey then the assessment will then be visible. If the assessment is still not showing, please contact wfd@gfgalliance.com for assistance.

3. How long will the completion certificate for a course be available to access?

The completion certificate that is made available after an online course has been completed will be available to access for 7 days after completion. Please ensure that if required, it is printed straight after completing an online training course.

4. How do I access my training records?

INX-LMS is designed to be an assessment tool. All training records are then transferred and can be accessed in INX-Intuition. Please ask your company's Administrator or Training Representative to see if they can access your records in INX-Intuition. If they do not have access, please have them contact wfd@gfgalliance.com for assistance.

5. Why are some courses asking for an enrolment key when I try to self-enrol through INX-LMS?

If the online training course has two components for completion (theory and practical assessment) the course will ask for an enrolment key to access the online component. If required, please seek advice from your wfd@gfgalliance.com before enrolling to ensure you are booked in for a practical.